

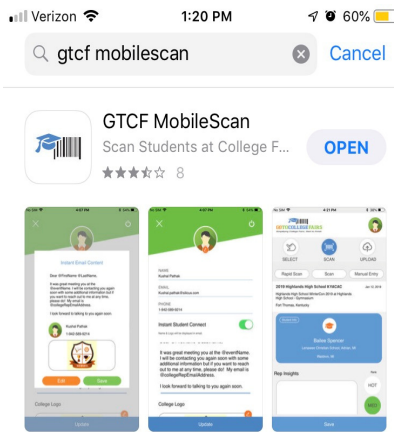
Let's Get Started...

Use this quick start guide or view the video tutorial by scanning this code:




1. Download the app

Search 'GTCF MobileScan'



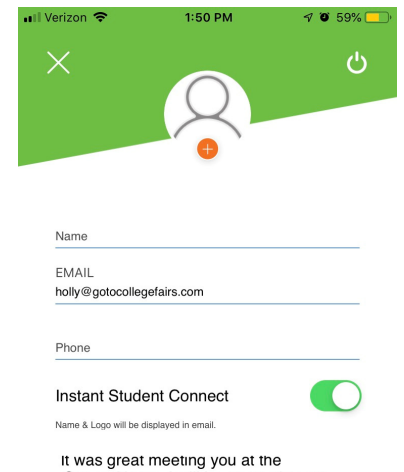
2. Enter access code

This was emailed to you. It also appears above.



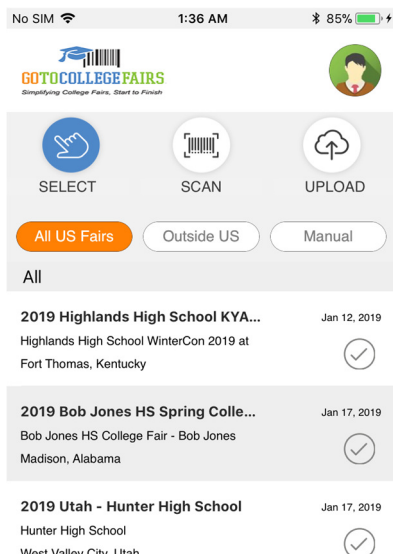
3. Set up profile

Upload profile pic, university logo, customize 'instant student connect' email.



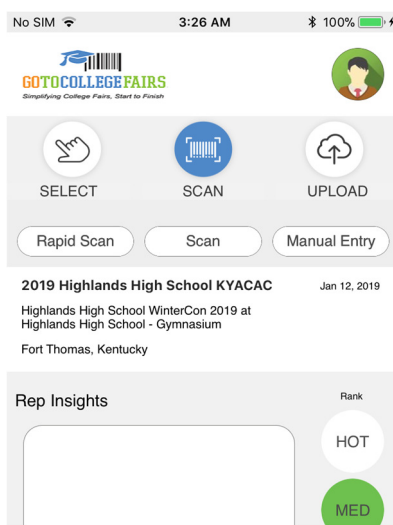
4. Select event

Select your fair from the list.



5. Start Scanning

Choose Rapid Scan, Scan with Notes, or Manual Entry



6. Upload leads

After the event you must upload your leads!!!

Student data will be returned within 2 business days of upload



GOTOCOLLEGEFAIRS.com

Simplifying College Fairs, Start to Finish